

MITSUBISHI

ECLIPSE

'00-'05

Original

➔ MB276-B101L/R, MB276-B001L/R
L:MR496321 L:MR990819
R:MR496322 R:MR990820



➔ MB310-B0BHW

(CHROME HOUSING & ION PROJECTOR)



(LED HALO RIM)
HEAD LAMP
1set/3.3

➔ MB310-B0WHW

(CHROME HOUSING & CLEAR PROJECTOR)



(LED HALO RIM)
HEAD LAMP
1set/3.3

➔ MB310-B1BHW

(MIST BLACK HOUSING & ION PROJECTOR)



(LED HALO RIM)
HEAD LAMP
1set/3.3

➔ MB310-B1WHW

(MIST BLACK HOUSING & CLEAR PROJECTOR)




(LED HALO RIM)
HEAD LAMP
1set/3.3

ECLIPSE

'00-'05

Original

➔ MB300-U000L/R, MB300-U100L/R
L:MR496327/ MR954549
R:MR496328/ MR954550



➔ MB330-BUSE2

(ALL SMOKE LENS)

➔ MB330-BUSE2-BH

(ALL SMOKE LENS)(BLACK HOUSING)

➔ MB330-BUWE2

(ALL CLEAR LENS)

➔ MB330-BUWE2-BH (JDM TYPE)

(ALL CLEAR LENS)(BLACK HOUSING)



(LED)
REAR LAMP
3set/4.02

➔ MB265-UURS2

(SMOKE LENS)

➔ MB265-UURW2

(CLEAR LENS)



REAR LAMP
4set/5.3

➔ MB265-U1RW2



REAR LAMP
4set/5.3

Original

➔ MB290-B000L/R
L:MR990823
R:MR990824



➔ MB290-J0BJ2

(JDM TYPE)

'02-'05

➔ MB290-U00D2

(SMOKE)

➔ MB290-B00W2

(CLEAR)

SIGNAL LAMP
10set/3.12



➔ MB277-J0WW2

'00-'02

SIGNAL LAMP
10set/3.1



ECLIPSE

'95-'99

Original

➔ MB236-B001L/R
L:MR485143
R:MR485144



➔ MB292-B0BCW


(CCFL)



'97-'99

➔ MB292-B0BHW

(HALO RIM)



HEAD LAMP (CHROME HOUSING)
1set/4.03 (ION PROJECTOR)

➔ MB292-B0WCW

(CCFL)



'97-'99

➔ MB292-B0WHW

(HALO RIM)



HEAD LAMP (CHROME HOUSING)
1set/4.03 (CLEAR PROJECTOR)

➔ MB292-B1BCW

(CCFL)



'97-'99

➔ MB292-B1BHW

(HALO RIM)



HEAD LAMP (MIST BLACK HOUSING)
1set/4.03 (ION PROJECTOR)

➔ MB292-B1WCW

(CCFL)



'97-'99

➔ MB292-B1WHW

(HALO RIM)



HEAD LAMP (MIST BLACK HOUSING)
1set/4.03 (CLEAR PROJECTOR)



MITSUBISHI

ECLIPSE

'95-'99

Original

➤ MB293-B001L/R
L:MR162465
R:MR162466



➤ MB303-B0BCW  '95-'96
(CCFL)


➤ MB303-B0BHW
(HALO RIM)



HEAD LAMP (CHROME HOUSING)
2set/8.1 (ION PROJECTOR)

➤ MB303-B0WCW  '95-'96
(CCFL)

➤ MB303-B0WHW
(HALO RIM)



HEAD LAMP (CHROME HOUSING)
2set/8.1 (CLEAR PROJECTOR)

➤ MB303-B1BCW  '95-'96
(CCFL)

➤ MB303-B1BHW
(HALO RIM)



HEAD LAMP (MIST BLACK HOUSING)
2set/8.1 (ION PROJECTOR)

➤ MB303-B1WCW  '95-'96
(CCFL)

➤ MB303-B1WHW
(HALO RIM)



HEAD LAMP (MIST BLACK HOUSING)
2set/8.1 (CLEAR PROJECTOR)

ECLIPSE

'95-'99

Original

➤ MB237-0000R0+MB233-B000L/R



➤ MB331-BURE3
(ALL RED LENS)
➤ MB331-BUWE3-BH
(ALL CLEAR LENS)(BLACK HOUSING)
➤ MB331-BUWE3
(ALL CLEAR LENS)



(LED)
REAR LAMP
3set/6.9

➤ MB282-UURS3
(ALL SMOKE LENS)
➤ MB282-UURW3
(ALL CLEAR LENS)



(MB259) (MB268)
REAR LAMP
4set/7.6

➤ MB282-UUCF3
(CARBON FIBER HOUSING)
➤ MB282-UUBC3
(HYPER BLACK)



(MB259) (MB268)
REAR LAMP
4set/7.6

Original

➤ MB208-B0001L/R
L:MB882123
R:MB882124



➤ MB208-J00W2



SIDE MARKER LAMP
50set/2.4

ECLIPSE

'92-'94

➤ **MB296-B0012**

(TRANSPARENT, DUAL OVAL) CHROME HOUSING



HEAD LAMP
2set/5.6

Original

➤ **MB213-B000L/R**

L:MB861295
R:MB861296



➤ **MB324-B0WW2**



PARK/ SIDE MARKER LAMP
10set/4.33

GALANT

'99-'03

Original


➤ **MB287-B001L/R, MB287-B101L/R**

L:MR439549 L:MR972843
R:MR439550 R:MR972844



➤ **MB287-B1A12**

(AMBER REFLECTOR)



HEAD LAMP
2set/4.84

MITSUBISHI

LANCER

'08-'09

Original

MB359-B000L/R, B100L/R + MB360-B000L/R, B100L/R



➤ **MB361-BURE4** (USA TYPE)

(RED & CLEAR LENS)(3 SOCKET HOLES)

'08-'09



(LED)
REAR LAMP &
REAR BACKUP LAMP
3set/4.38

LANCER '08
LANCER EVOLUTION '08
LANCER RAWART '09

➤ **MB361-BUDE4** (USA TYPE)

(RED & SMOKE LENS)(3 SOCKET HOLES)

'08-'09



(LED)
REAR LAMP &
REAR BACKUP LAMP
3set/4.38

LANCER '08
LANCER EVOLUTION '08
LANCER RAWART '09

➤ **MB361-B9RE4**

(RED & CLEAR LENS)(2 SOCKET HOLES)

'08



(LED)
REAR LAMP &
REAR BACKUP LAMP
3set/4.38

(EUROPE TYPE)
(MIDDLE EAST TYPE)

➤ **MB361-B9DE4**

(RED & SMOKE LENS)(2 SOCKET HOLES)

'08



(LED)
REAR LAMP &
REAR BACKUP LAMP
3set/4.38

(EUROPE TYPE)
(MIDDLE EAST TYPE)

